



All-new blink outdoor an amazon company

Outdoor makes home monitoring simple

Blink Outdoor offers two-year battery life and is built to withstand the elements so you can protect your home – inside and out, day or night.

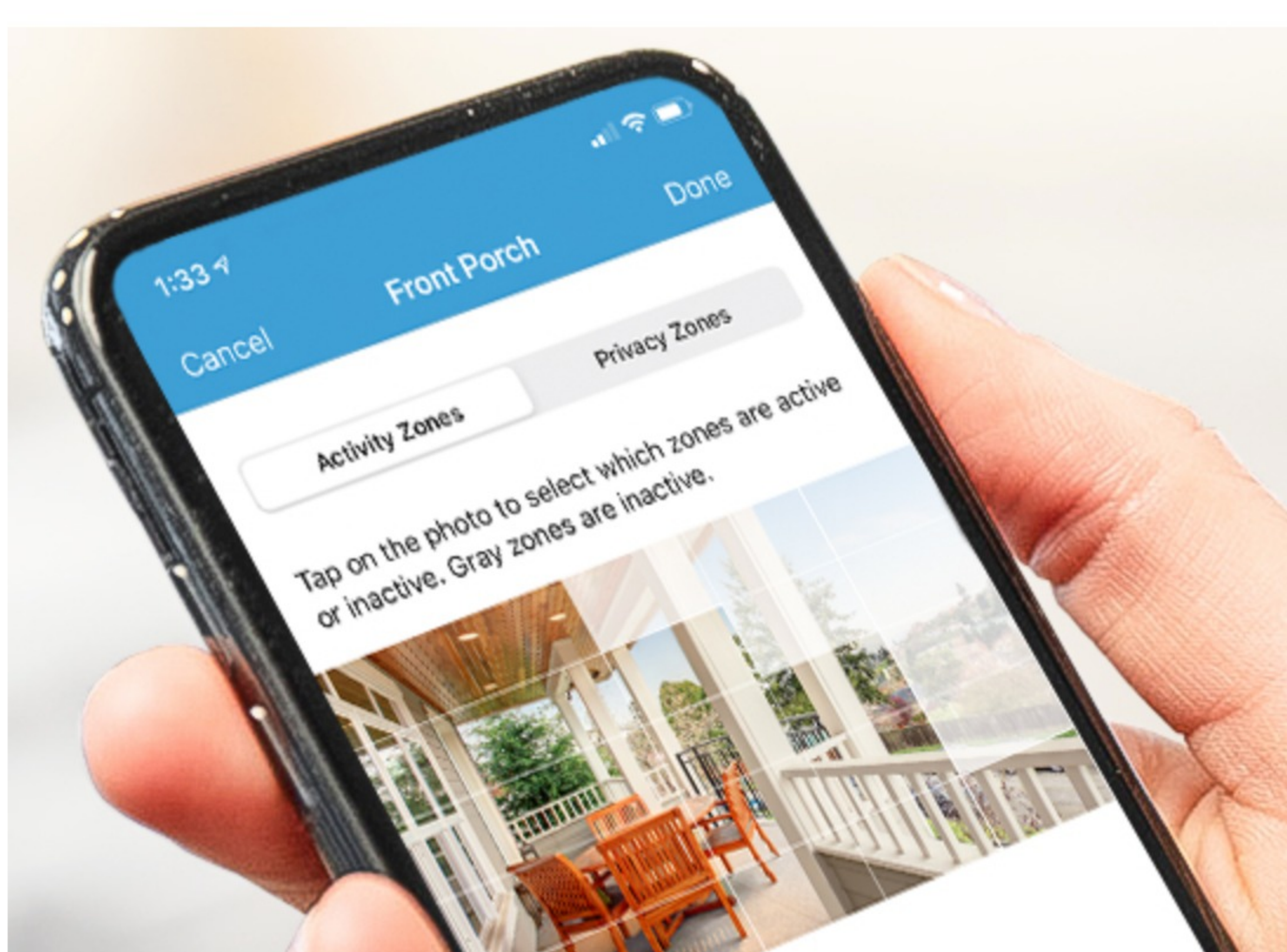


Powerful two-year battery life

With Blink's proprietary chip technology, Outdoor runs on two AA lithium batteries that last up to two years so you can see what's happening in and around your home without the stress of frequent battery replacement.

See, hear, and speak to visitors from anywhere

See what's happening at home no matter where you are with the Blink app using HD live view and infrared night vision. Two-way audio lets you hear and talk back – it's like being home even when you're not.



Be alerted to what matters

Create customized motion detection and privacy zones so you only see the movement you care about.

Set up with ease

No more searching for outlets and no professional installation required – everything you need to get started is in the box. Plus, its wire-free design means you can place, stand, or mount it anywhere.



"Alexa, show me the front porch camera."

Works with Alexa

Go hands-free with Alexa. Stream live video, play recorded clips, arm and disarm your camera, be alerted to motion, and more.



Don't miss a moment

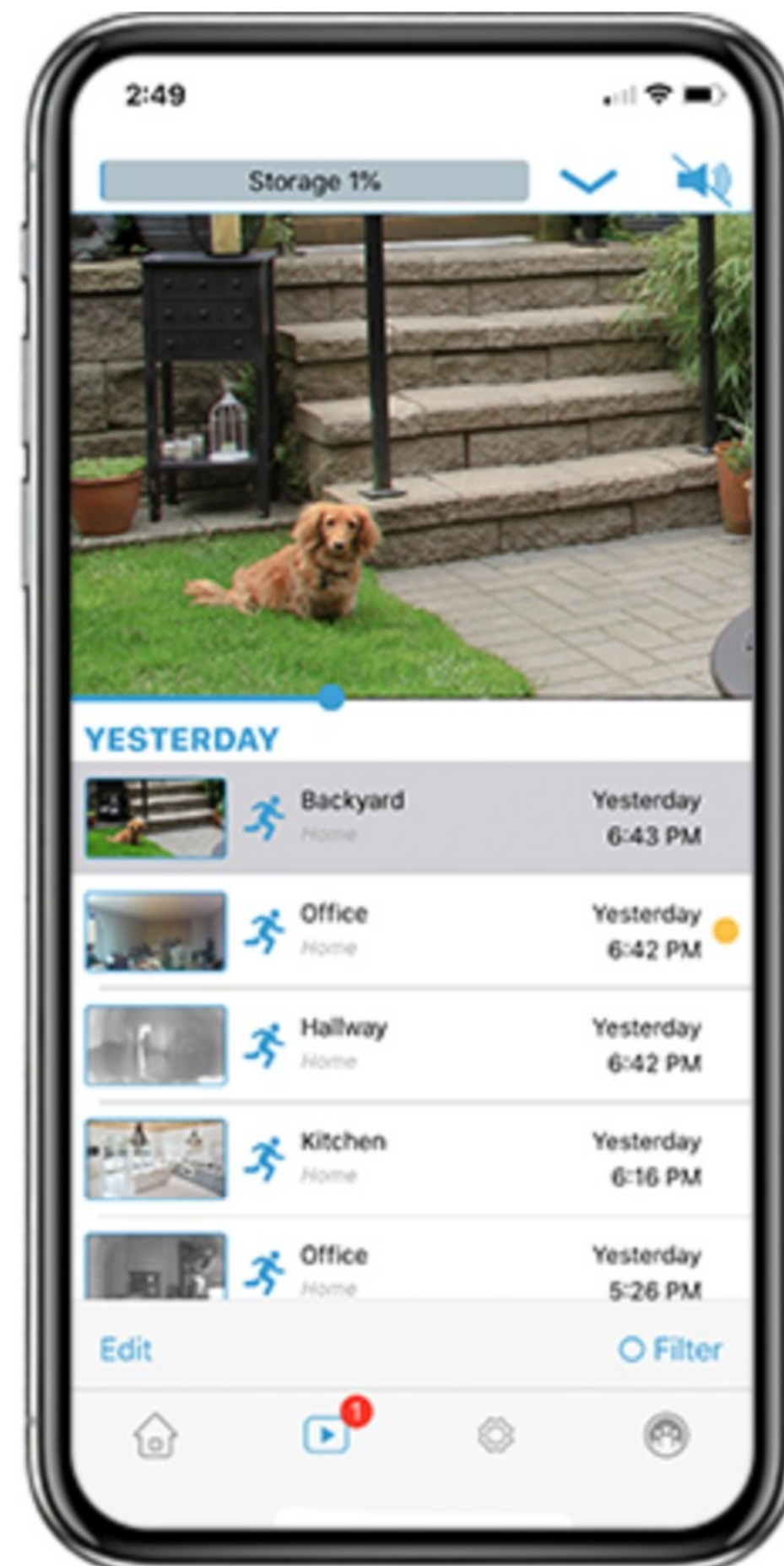
Cloud Storage: Blink Subscription Plan

Record, view, and save events in your Blink app with a free trial of the Blink Subscription Plan included with your purchase through December 31, 2020. Then, subscribe for just \$3 per month per camera, or \$10 per month for unlimited cameras at a single location. Learn more [here](#).

Local Storage: Blink Sync Module 2

Back up video clips and photos from up to 10 cameras to the Blink Sync Module 2 in your home and view them on your computer with no additional fees. USB flash drive required (sold separately). Learn more [here](#).

Note: Features like Live View and Motion Alerts are automatically available with Blink Outdoor at no additional cost.



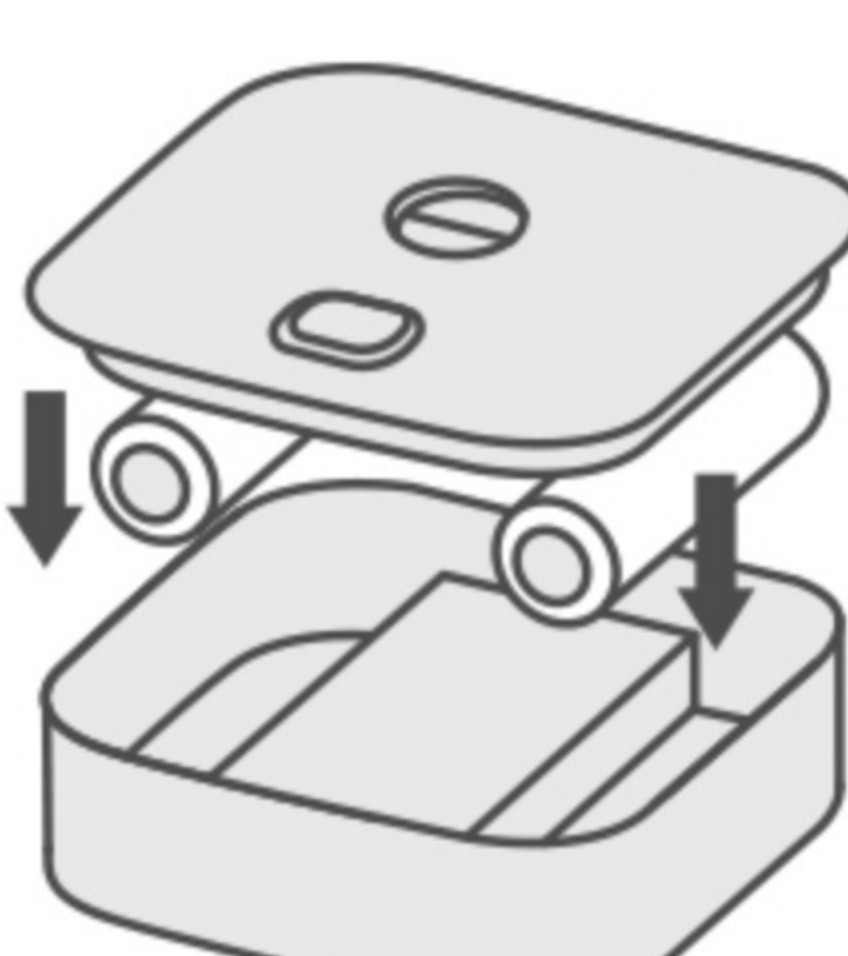
Simple to set up and use



1 Create an account on the Blink app



2 Plug in the sync module and connect to wifi



3 Insert the included batteries and add your camera to the app