


All-new

blink indoor
an amazon company



Just Blink and you're home with the new Indoor

With stress-free setup, customizable motion detection, and two-year battery life, you can stay connected to what's happening inside your home.

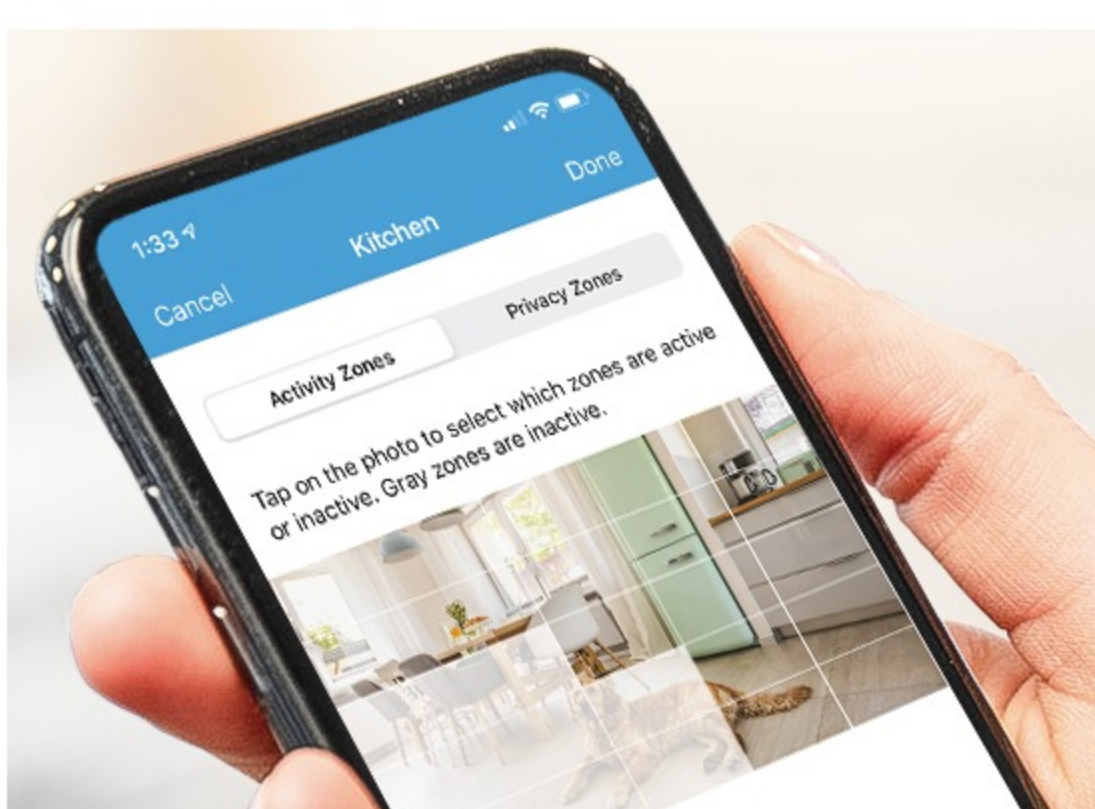
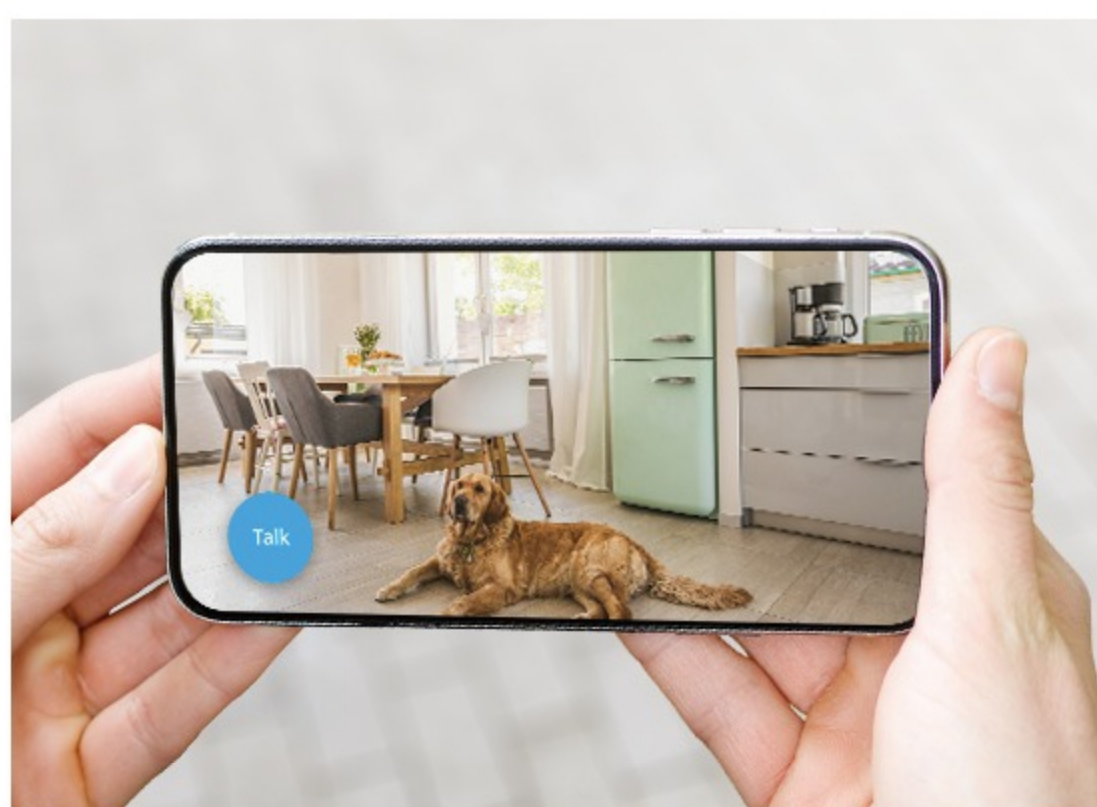


Powerful two-year battery life

With Blink's proprietary chip technology, Indoor runs on two AA lithium batteries for up to two years so you can monitor your home with ease.

See, hear, and speak to people and pets

From loved ones to furry ones, Blink Indoor lets you see what's happening using HD live view and infrared night vision right in the app. Use two-way audio to hear and speak from anywhere.



See what matters in your home

Create customized motion detection and privacy zones so you only see the movement you care about.

Set up with ease

No more searching for outlets and no professional installation required – everything you need to get started is in the box. Plus, its wire-free design means you can place, stand, or mount it anywhere.



"Alexa, show me the living room camera."

Works with Alexa

Go hands-free with Alexa. Stream live video, play recorded clips, arm and disarm your camera, be alerted to motion, and more.



Don't miss a moment

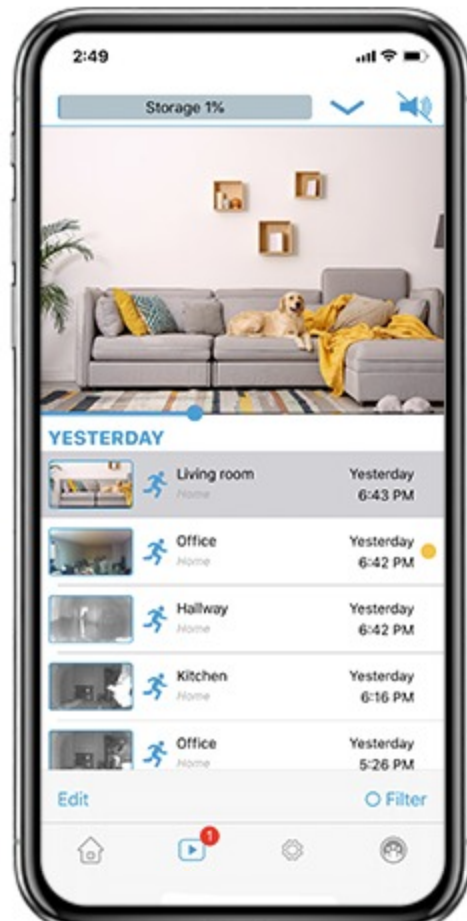
Cloud Storage: Blink Subscription Plan

Record, view, and save events in your Blink app with a free trial of the Blink Subscription Plan included with your purchase through February 18, 2021. Then, subscribe for just \$3 per month per camera, or \$10 per month for unlimited cameras at a single location. Learn more [here](#).

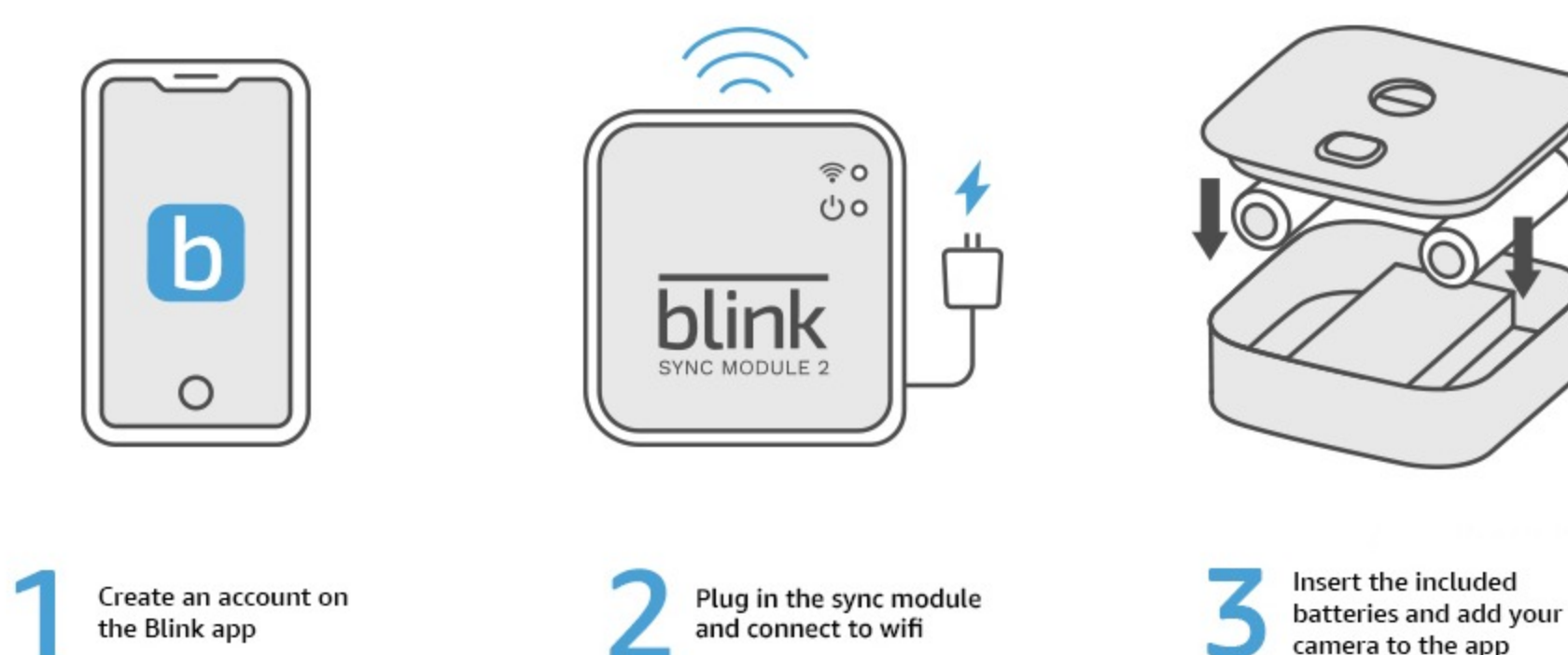
Local Storage: Blink Sync Module 2

Back up video clips and photos from up to 10 cameras to the Blink Sync Module 2 in your home and view them on your computer with no additional fees. USB flash drive required (sold separately). Learn more [here](#).

Note: Features like Live View and Motion Alerts are automatically available with Blink Indoor at no additional cost.



Simple to set up and use



1 Create an account on the Blink app

2 Plug in the sync module and connect to wifi

3 Insert the included batteries and add your camera to the app