



PRIMUS



PRIMUS

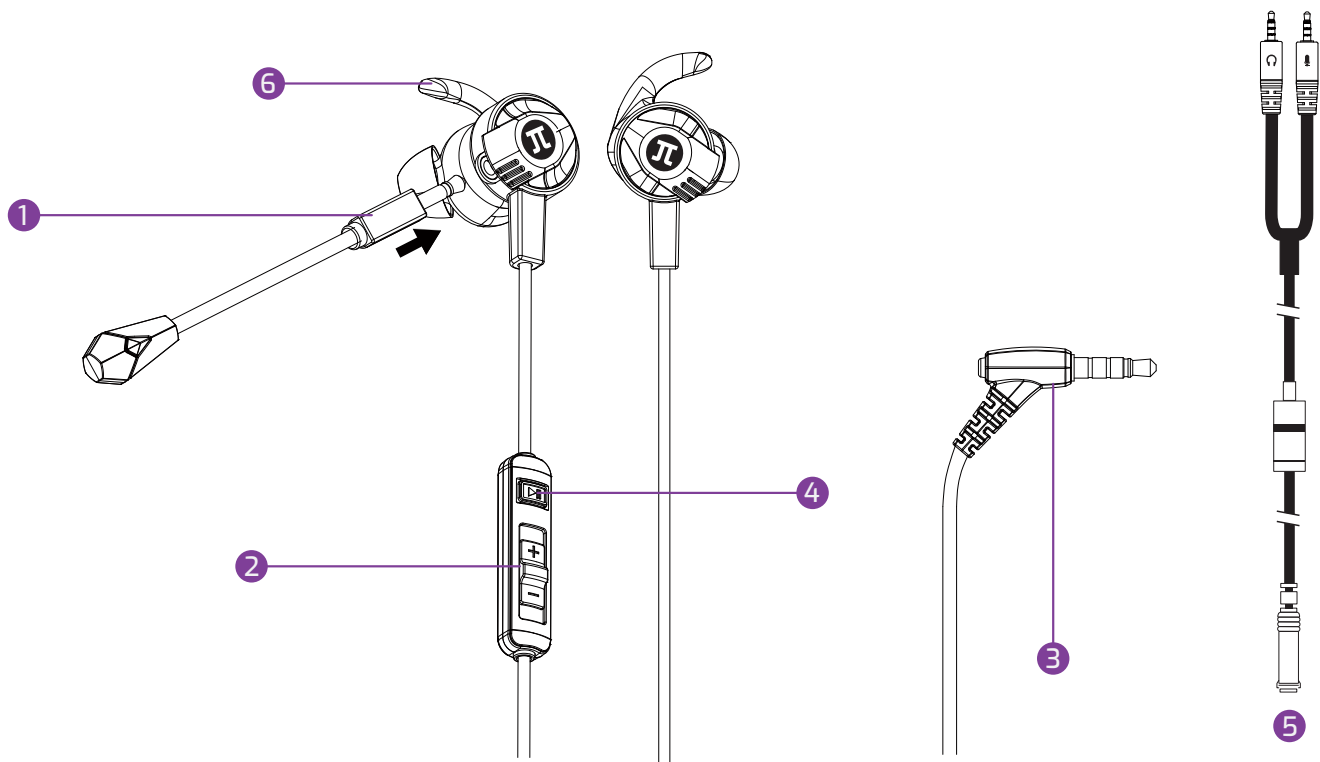
ARCUS90T

USER GUIDE



PRIMUS

I. PRODUCT LAYOUT



1. Flexible and detachable microphone
2. Volume slider bar
3. 4-pole TRRS 3.5mm cable
4. Play-Pause/Previous and Next track in music playback mode
Pick up or end calls in phone mode
5. Female TRRS connector to TRS splitter (2x3.5mm)
6. Left and right earphones with gel ear fins



PRIMUS

II. INITIAL SETUP

System requirements

- PS4™ and XBOX ONE®*
- Any 3.5mm TRRS and/or TRS compatible audio devices

**Xbox One controllers with no 3.5mm port will require an adapter (Xbox stereo headset adapter is not included).*



PRIMUS

III. HOW TO ATTACH THE FLEXIBLE MICROPHONE TO THE EARPHONES

- a. Insert the detachable microphone's 2.5mm input plug into the jack, located on the left earphone.
- b. Adjust the flexible stem to better suit the user's preferences. The microphone can be completely detached when not needed.
- c. When the detachable microphone is plugged in, the in-line microphone will be disabled.





PRIMUS

IV. HOW TO USE THE EARPHONES

- a. Connect the audio plug in any smartphone, tablet, computer, laptop, or any device compatible with a 3.5mm input.

Note: For computers, a TRRS to TRS cable may be required.

- b. Slide up or down the volume bar  on the in-line control capsule to increase or decrease the audio level of the earphones.
- c. Use the multifunction button  to:

PLAY-PAUSE	PRESS THIS BUTTON ONCE
GO TO THE PREVIOUS TRACK	PRESS THIS BUTTON THREE TIMES
GO TO THE NEXT TRACK	PRESS THIS BUTTON TWICE
ANSWER/END A CALL	PRESS THIS BUTTON ONCE WHEN THERE IS AN INCOMING CALL
REJECT A CALL	PRESS AND HOLD THIS BUTTON FOR ABOUT 3 SECONDS
VOICE ASSISTANT	PRESS AND HOLD THIS BUTTON TO ACTIVATE THIS FUNCTION

Note: The multifunction feature is also accessible in phones.



PRIMUS

V. HOW TO CONNECT THE EARPHONES TO A 3.5MM TRRS OR TRS AUDIO DEVICE

a. Connect the 4-pole TRRS plug into the device's 3.5mm audio input of your choice. Refer to Fig. A.

b. Connect the supplied 4-pole cable into the jack of the TRRS to TRS splitter cable. Fig. B.

- Insert the plug with the pink jacket in the corresponding port of your device to connect the microphone, and the plug with the green jacket in the corresponding port to connect the audio.

Fig. A.

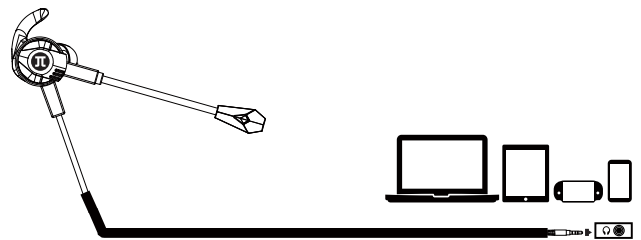
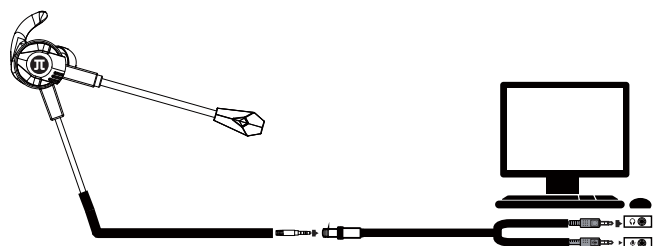


Fig. B.






PRIMUS

VI. XBOX ONE SETUP

1. Connect the earphones' 3.5mm plug into a controller's 3.5mm port.
2. Connect the earphones' 3.5mm plug into the 3.5mm port of the headset adapter for the Xbox controller.

**Xbox One controllers with no 3.5mm port will require an adapter (Xbox stereo headset adapter is not included).*

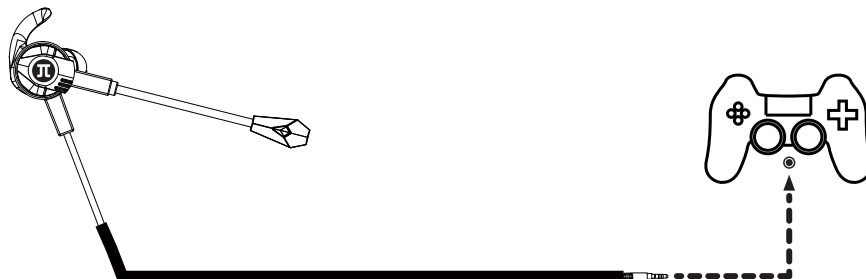




PRIMUS

VII. PS4 SETUP

- a. Connect the earphones' 3.5mm plug into a PS4 controller's 3.5mm jack.
- b. Go to **Settings**, then go to the **Devices** tab, select **Audio devices**, followed by **Output to headphones**, and lastly the **Select all audio** tab.





PRIMUS

VIII. TECHNICAL SPECIFICATIONS

EARPHONE	
PHS-90	
TYPE	3.5mm wired gaming earphones
FORM FACTOR	In-ear
DRIVER UNIT	10mm
MAXIMUM INPUT POWER	10mW
MAXIMUM OUTPUT POWER	10mW
FREQUENCY	20-20kHz
IMPEDANCE	32Ω
SOUND PRESSURE LEVEL	110dB+/-3dB
THD	<3%
SENSITIVITY	110dB±3dB
MICROPHONE	
FORM FACTOR	External and in-line
ELEMENT	Electret condenser microphone
DIRECTIVITY	Omnidirectional
FREQUENCY	100-10kHz
IMPEDANCE	2.2kΩ
SENSITIVITY	-38dB±3dB
VOLUME CONTROL	Slider bar
CONNECTIVITY	
CONNECTION TYPE	3.5mm stereo
ADDITIONAL INFORMATION	
BUTTON	In line: Play/Pause, Vol. +/Next track, Vol. -/ Previous track Pick and end calls when in phone mode
DIMENSIONS (LXWXH)	47.2x0.9x0.8in
WEIGHT	0.8oz
CABLE LENGTH	4.1ft
WARRANTY	Two-year limited

Primus® is a registered trademark. All rights reserved. XBOX ONE® is a registered trademark of Microsoft Corporation. PS4™ is a registered trademark, and PS4™ PRO is a trademark of Sony Computer Entertainment Inc. These trademark owners do not sponsor or endorse our products. Any mention of such is only intended for identification purposes, and is not to be construed as a primusgaming.com claim to any rights pertaining to, sponsorship by, or affiliation with, those brands. Made in China.



PRIMUS