



TIPS:

Your suggestions and comments for Costway are really important to us!
We sincerely solicit you to go back to our shop and leave a good rating in just a simple click. It would be quite encouraging if you could kindly do so like below:

★★★★★ Great products so far

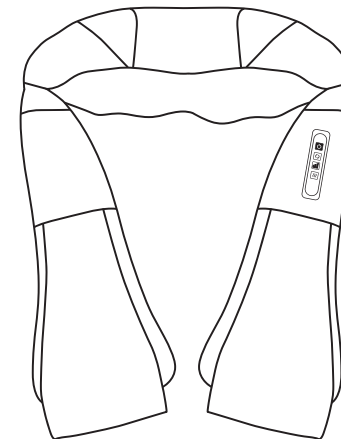
February 24, 2018

Great product so far. Fast delivery, easy setup, and working without any issues.

With your inspiring rating, Costway will be more consistent to offer you
EASY SHOPPING EXPERIENCE, GOOD PRODUCTS and EFFICIENT SERVICE!

US office:Fontana

UK office:lpswich



USER'S MANUAL
Shiatsu Neck Shoulder Massager
EP23476US

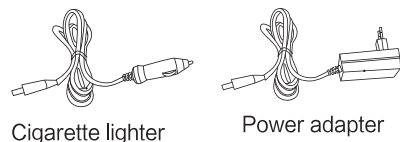
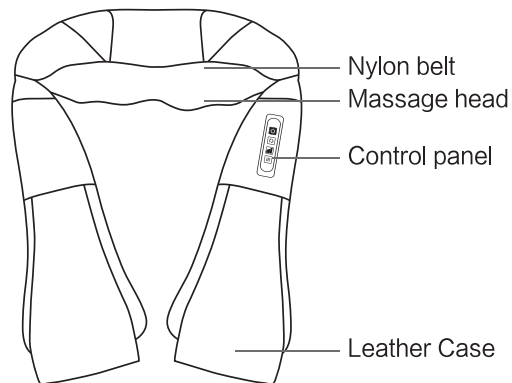
Please read this manual carefully before use. In particular, in order to correctly use this kneading massage shawl, pay attention to the section of "Precautions and Maintenance". After careful reading, you should keep the manual in proper place and read it whenever necessary.



In order to keep this kneading massage shawl in the best condition every time, it is recommended that it should not be used more than 30 minutes each time, and should be stopped for 30 minutes after each use before using again.



Power switch
Clockwise / anti-clockwise
Speed Regulation
Heating



Cigarette lighter Power adapter

Using Method

1. Home Usage: Connect the product to the power adapter and connect the other end of the adapter to the plug of the kneading massage shawl.
2. Using it in vehicles: connect one end of the car connection cable, a gift with purchasing the product, to cigarette lighter location and connect the other end to kneading massage shawl. The product can not be used during driving.
3. Press the button "⏻", the shawl begins the massage; then you can put it around the neck.
4. In the state of power-on, press the key "⏪" for decreasing the speed function.
5. In the state of power-on, press the key "⏩" for increasing the speed function.
6. In the state of power-on, press the key "🔄", the massage head moves anticlockwise, and then press the key again, the massage head moves clockwise, to experience different massage effects.
7. In the state of power-on, press the key "🔥" to turn off the heating function, then press the key again to turn on the heating function.
8. In the course of heating, press the key "🌡️" for the low temperature, then press the key again for the high temperature.

Massage Everywhere you want



SHOULDER MASSAGE



BACK MASSAGE



ARM MASSAGE



HIP MASSAGE



LEG MASSAGE



Recommended to drink 500cc warm water before and after using the product to help detoxification, and promote metabolism.

Precautions and Maintenance

In order to keep the kneading massage shawl in the best condition, please note the following problems and only use the product in accordance with the functions description of the manual.

1. Do not massage the body parts with trauma or ulceration.
2. To prevent this product from overloading, do not stand or pressurize on it.
3. When you start using the product, please do not use it for a long time, and you should gradually increase the time duration of use after you get used to the product.
4. The time of use should not be more than 30 minutes each time.
5. During the course of the use, when the product's temperature is too high or you smell the bad gas from it, please stop using it and turn off the power.
6. The kneading massage shawl can produce surface heating, the user who is heat-insensitive must be careful when using it.
7. Use a soft cotton cloth and a mild detergent to clean it.
8. Do not use (or store) this product in wet or hot places.
9. This product can not be stamped, heavily thrown or pressurized.
10. Do not use this product if you are receiving medical treatment and have any of the following conditions.
 - People with cancer
 - People with chronic or major illness
 - Suffering from severe heart disease
 - Pregnant women and children
 - The body is equipped with a pacemaker
 - Mental illness
 - The body is fitted with other metal utensils, such as prostheses
11. Do not energetically pull the power cord of the kneading massage shawl.
12. Do not use this kneading massage shawl in water or in a wet place. If it accidentally falls into the water, do not take the kneading massage shawl immediately out of the water, you should first turn off the power and remove its power plug from the outlet.
13. Do not use the kneading massage shawl near electric heaters and other heating sources.
14. Do not use accessories or parts supplied by the other companies on this kneading massage shawl.

PRODUCT ASSEMBLY

15. Do not open the kneading massage shawl or replace the parts, or the warranty will be void, and the relevant after-sales service will be stopped.
16. For your personal safety and the life of this product, do not use this kneading massage shawl with zipper opening. The Company will not be responsible for any consequences arising from the violation of maintenance and use rules.
17. Do not use this product within 1 hour before and after meals.
18. If the power cord or plug is damaged, please do not use further, it must be sent to the manufacturer for repairing or replacement to avoid danger.

Technical Parameters

Product Name: kneading shawl

Rated power: 24W

Input voltage: AC 100–240V

Safe design:

Model: EP23476

Rated frequency: 50/60 Hz

Output voltage: DC12V---2A