

Our best-in-class wired doorbell camera with cutting-edge security features

Video Doorbell Pro 2

- Hardwired video doorbell with Head-to-Toe HD+ Video.
- 3D Motion Detection and customizable motion zones to deliver more precise motion alerts and tracking.
- Bird's Eye View for aerial views of motion events and a more complete picture of home security.



Head-to-Toe HD+ Video



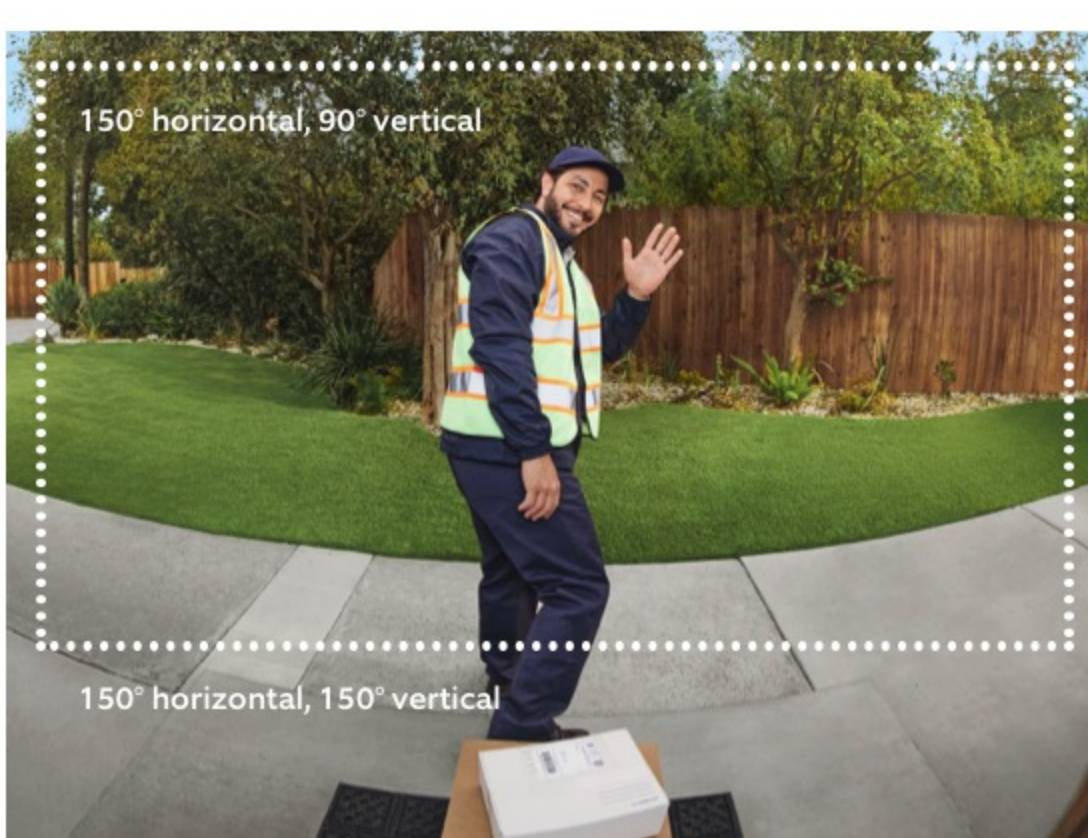
Two-Way Talk with Audio+



3D Motion Detection with Pre-Roll Video



Built-in Alexa Greetings



Get the whole picture

See more of who stops by and check in on package deliveries down low with improved Head-to-Toe HD+ Video. You'll also never miss a thing, even in the dark or bad weather, with crystal-clear color night vision.

The best motion detection on the block

Pinpoint motion and distance with 3D Motion Detection, the first feature of its kind. Set a motion perimeter up to 30ft away and know exactly when and where someone steps onto your property. With Bird's Eye View, get an aerial view of your yard to see where visitors went or if someone's hanging around.



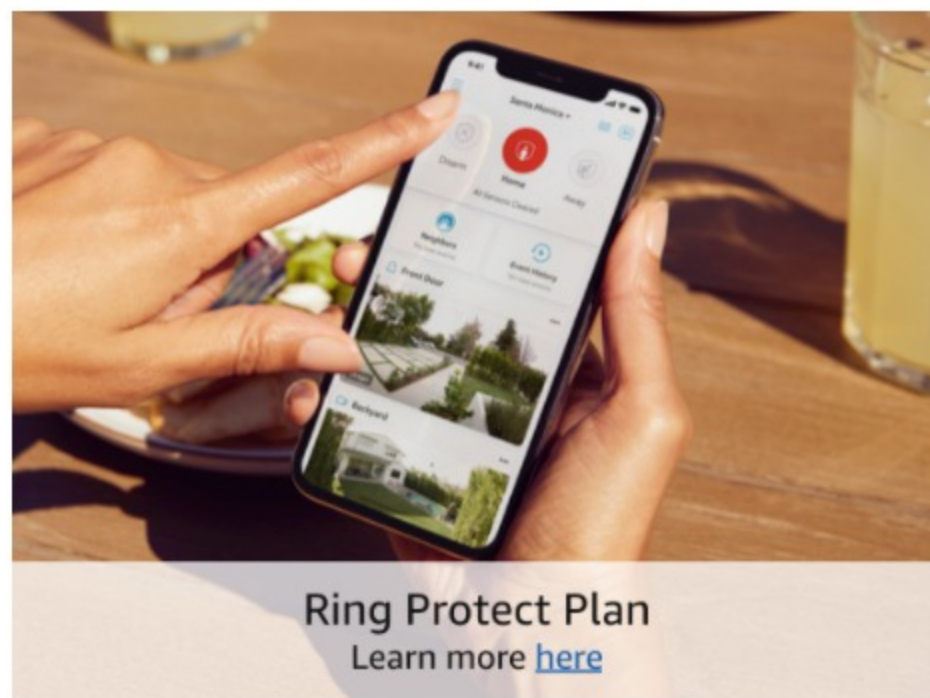
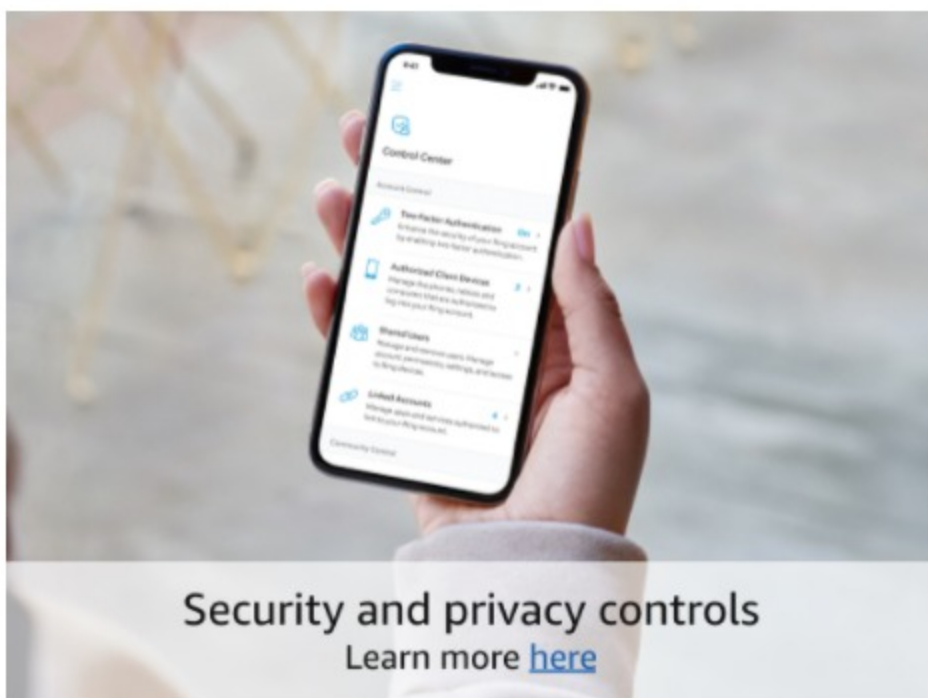
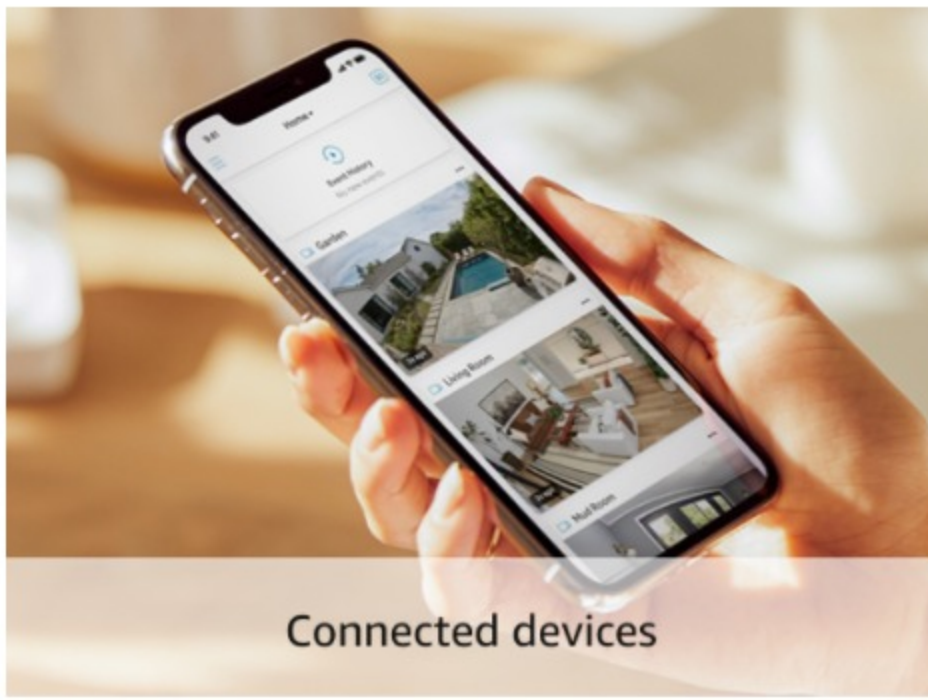
Let Alexa get the door

Can't get the door? We've got you covered. With built-in Alexa Greetings, an exclusive Ring Protect Plan feature, Video Doorbell Pro 2 automatically greets anyone who stops by, lets delivery drivers know where to leave your packages, and records detailed video messages, all on its own.

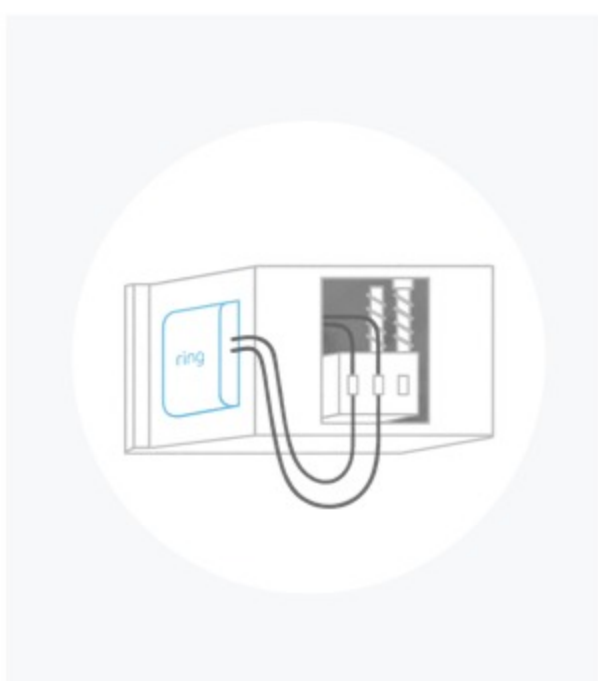
"Hi, this is Alexa. May I know the purpose of your visit?"

Complete control from the Ring app

Receive real-time notifications on your phone and tablet, get real-time video and audio with the Live View button, control and customize important security settings, get exclusive features, and save and share videos, photos with an optional Ring Protect Plan. Control everything with one simple app.

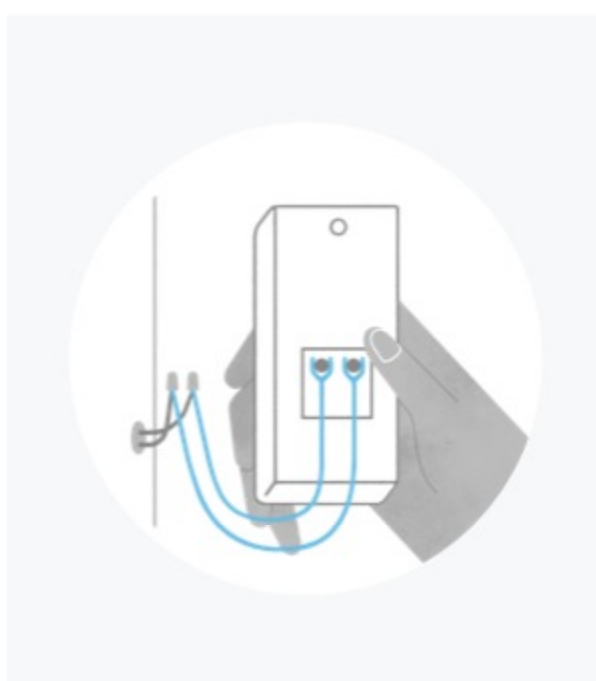


DIY wired installation




Step 1: Disconnect

Turn off power at the breaker and connect the included Pro Power Kit to your doorbell's chime inside.



Step 2: Connect

Outside, disconnect your existing doorbell button. Connect doorbell wires to the back of Video Doorbell Pro 2.



Step 3: Set Up

Secure your doorbell to your home, attach your faceplate and turn power on at the breaker. Use the Ring App to continue set up.