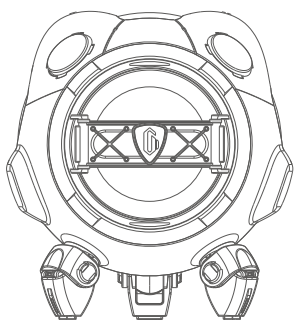


01 Product Description



To Gravastar Users:

Gravastar Venus is the second model of creative Bluetooth Speaker. We continued Gravastar's consistent digital mechanical style on the product design.

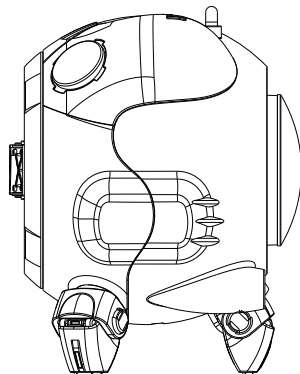
Comparing to Gravastar Mars, Venus has smaller body size, but we remained Zinc Alloy material, solid grip feeling, cool ambient light and three mechanical feet which is shock-absorbing designs as Mars has. The style tends to be cute and cool. You will know even mechanical products can be so adorable and cool.

Gravastar will continue to combine sci-fi mechanical style and traditional digital product to make creative products in the future.

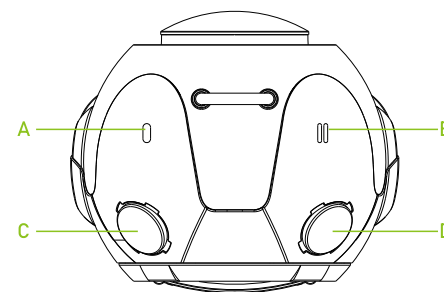
Thank you for being with us!

02 Product Specification

Bluetooth Version: V2.1+EDR/4.2
Body shell material: Zinc Alloy
Transmission Range: 15M
Battery Capacity: 1500mAh
Battery Life: 10H (65% output)
Power Supply: 5V1A
Charging Interface: Type-C
Charging Time: 2H
Output Power: 10W
Net Weight: 450g
Size: 95X86X75mm



03 Buttons Description



A: Turn down the volume

B: Turn up the volume

C: Turn on/Turn off/Play/Pause

Press for 2 sec: turn on/turn off

Single click: play/pause

D: Bluetooth connection

Single click: search bluetooth, there will be "ready to pair" sound.

Press for 2 sec: Networking mode

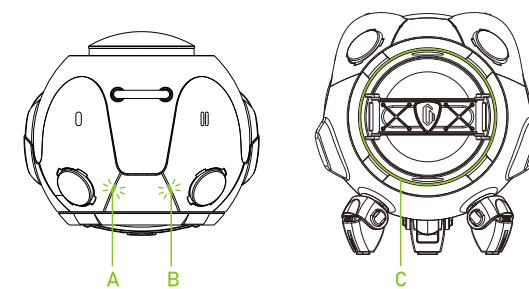
Under not networking mode: There will be "Do Do" sound, it means one Venus is looking for another Venus to be connected.

Under networking mode: press for long to drop out of the Network, there will be "network disconnected" sound.

A+B: Press at the same time, can change the LED color.

C+D: Press at the same time, Venus will be turned off and it will be reset.

04 Lights Description



A: light indicator

Breathing light: Charging mode, Venus is charging

Light remains on: Venus is fully charged

Flickering: not enough battery, need to charge Venus

B: Bluetooth indicator

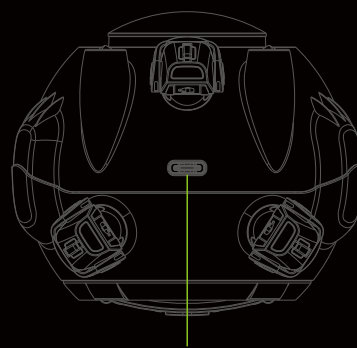
Flickering: Bluetooth is not connected

Light remains on: Bluetooth is connected

C: RGB light

Press for long the two volume buttons at the same time, the light will be changed, there are 6 options of the light.

05 Charging Description



Type-C Charging Port

Venus uses Type-C charging port, it can be charged with a standard charging cable.

The input voltage requirements is 5V/1A.

06 Reminder

Reminder

The improper replacement of battery will lead to a danger of explosion. The replacement only supports a battery of the same or equivalent type! The battery (battery pack or combination battery) should not be exposed to sunlight, fire burning or similar overheating environments!

The battery needs to be charged at least once a month to prevent excessive discharge reducing battery life.

The long-term non-use of lithium batteries will lead to dormancy, which will require a longer charging time to re-activate the battery. Make sure to fully charge the battery before dormancy, since the period of low voltage will lead to operation failure and/or unstable sound.

Important Safety Information

Please read and follow the basic safety instructions below to ensure a safe and reliable lifespan of the Gravastar:

Read and understand all safety guidelines.

Please use a 5V power adapter when charging in order not to damage the device.

Please turn off the device when not in use.

Please keep the speaker away from water sources.

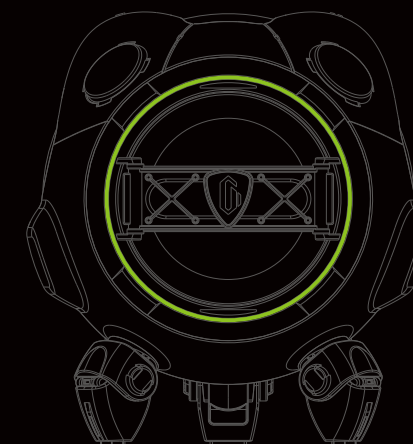
Please avoid placing the product in high temperature environments.

Please try to avoid dropping the product from high surfaces as it is fragile.



www.gravastar.com

V1.1



VENUS
Bluetooth Speaker

USER MANUAL